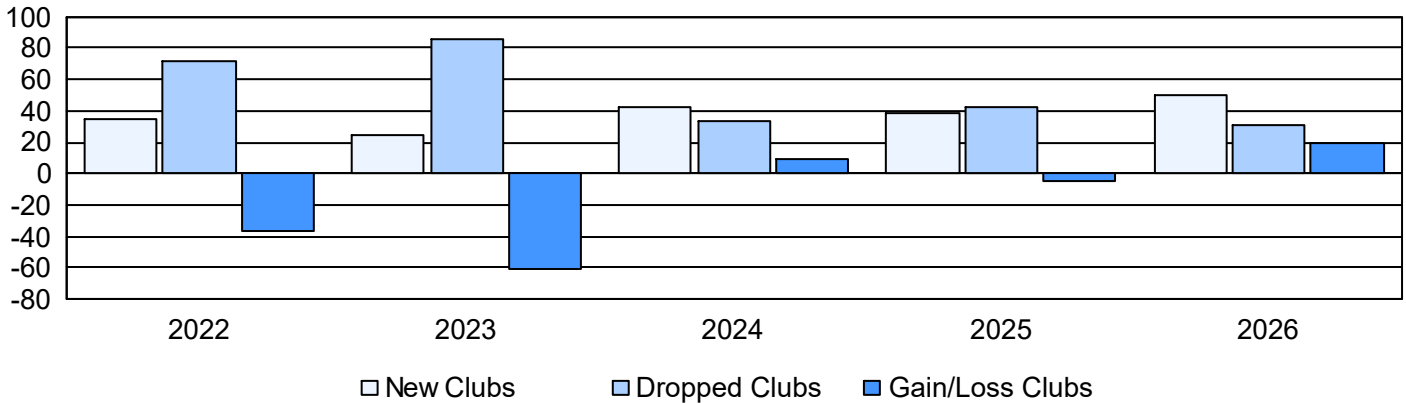
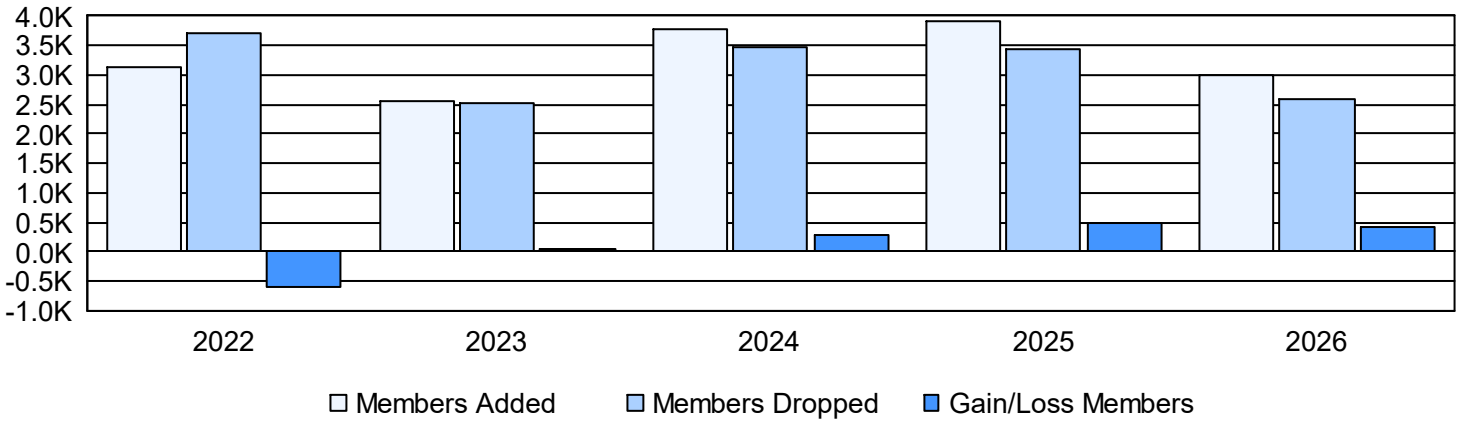


Year	New Clubs	Dropped Clubs	Gain/ Loss Clubs	New Members	Charter Members	Reinstate Members	Transfer Members	Total Member Added	Total Members Dropped	Gain/ Loss Members
2021-2022	35	72	-37	2,054	924	112	54	3,144	3,727	-583
2022-2023	25	86	-61	1,453	834	198	88	2,573	2,519	54
2023-2024	43	34	9	2,442	994	251	84	3,771	3,471	300
2024-2025	38	43	-5	2,509	951	359	99	3,918	3,425	493
2025-2026	50	31	19	1,514	1,185	258	51	3,008	2,584	424
Average	38	53	-15	1,994	978	236	75	3,283	3,145	138

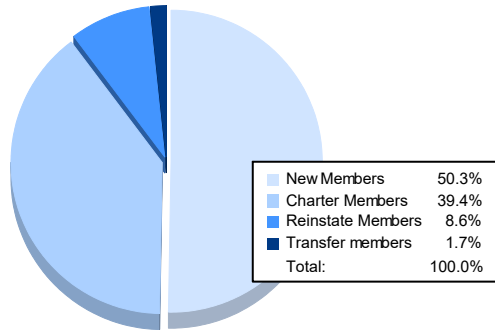
Clubs



Members



Membership Composition March 2026 Cumulative



Gender Composition March 2026 Cumulative

